

A Look at the Religious Lives of U.S. Teens and Their Parents

Elizabeth Podrebarac Sciupac

Senior Researcher

Pew Research Center

- An independent, nonpartisan “fact tank”
- Strict non-advocacy stance
- Does not take policy positions
- No commercial or market research
- Studies issues at the intersection of religion and public affairs

About the survey

- Conducted pre-pandemic, March 29-April 14, 2019
- 1,811 teen-parent pairs
- Includes teens and parents from all religious backgrounds, but only 4 traditions can be analyzed separately due to sample size
- Margin of error for teens: +/- 3.1 percentage points
Margin of error for parents: +/- 3.1 percentage points

Most parents and teens share a religious identity

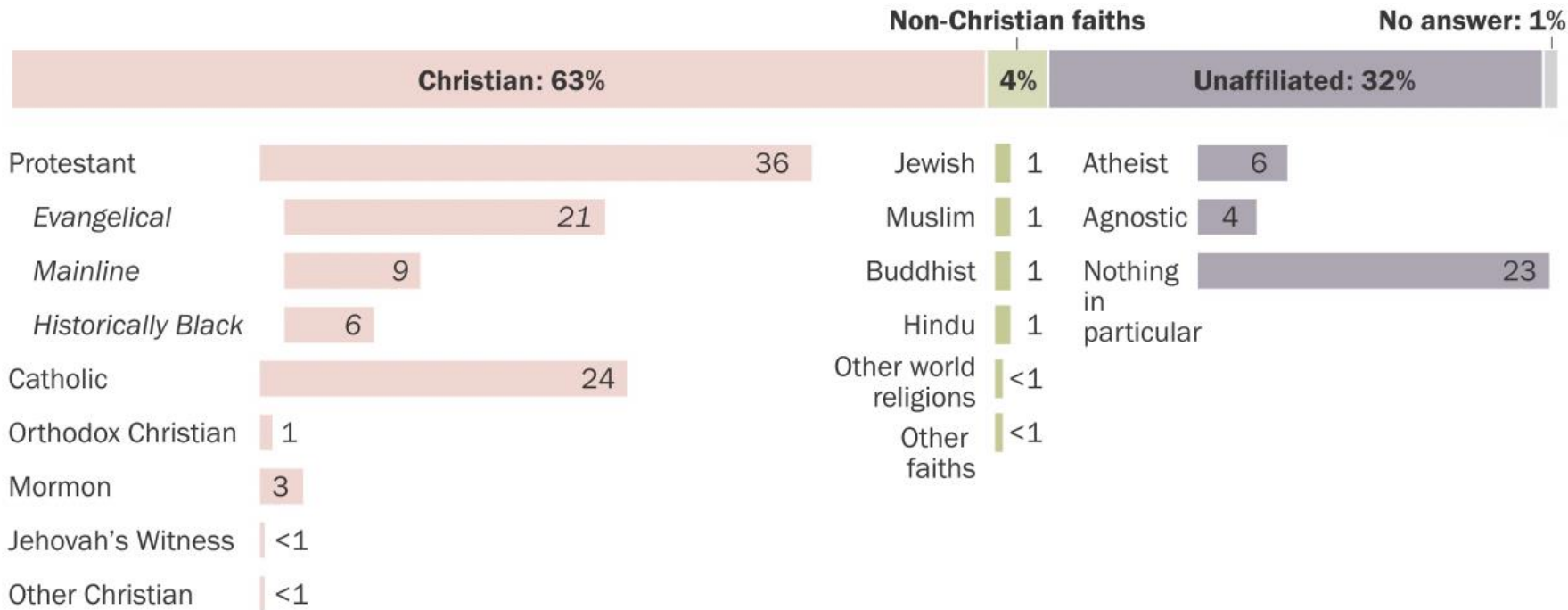
Among parents of teens in each religious group, % whose teen identifies as ...

PARENT	TEEN			
	Evangelical Protestant	Mainline Protestant	Catholic	Unaffiliated
Evangelical Protestant	80%	6%	1%	12%
Mainline Protestant	12	55	4	24
Catholic	1	1	81	15
Unaffiliated	2	3	5	86

Source: Survey conducted March 29-April 14, 2019, among U.S. teens ages 13 to 17 and one parent of each teen. Teens and parents were instructed to complete the survey separately.

One-third of teens surveyed are religious ‘nones’

% of U.S. teens who identify as ...

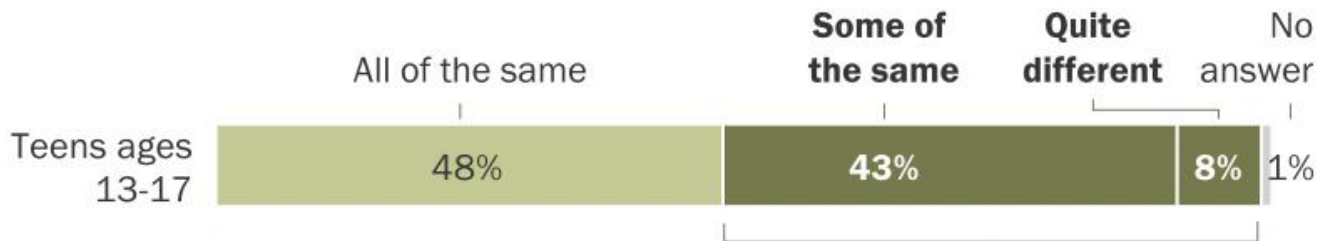


Note: Figures may not add to 100% or to subtotals indicated due to rounding.

Source: Survey conducted March 29-April 14, 2019, among U.S. teens ages 13 to 17 and one parent of each teen. Teens and parents were instructed to complete the survey separately.

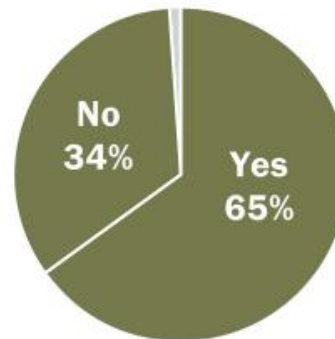
Half of teens say they hold all the same religious beliefs as their parent ...

% of U.S. teens who say they have ____ religious beliefs as their parent



... but among teens who say their beliefs differ, a third say the parent is unaware

Does your parent know you have different religious beliefs from them?

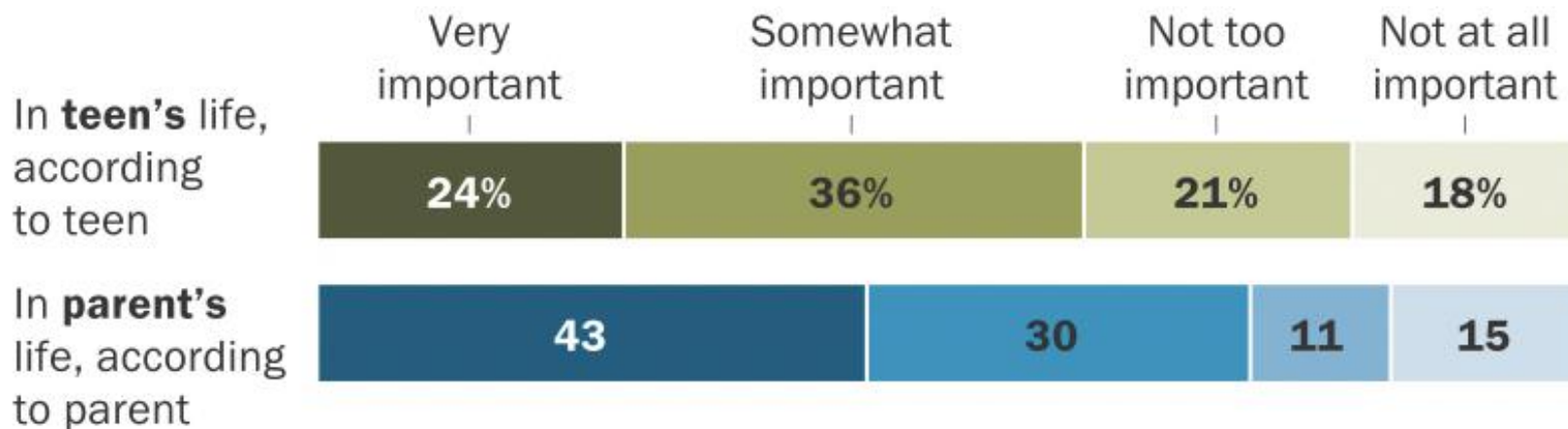


Note: Figures may not add to 100% due to rounding.

Source: Survey conducted March 29-April 14, 2019, among U.S. teens ages 13 to 17 and one parent of each teen. Teens and parents were instructed to complete the survey separately.

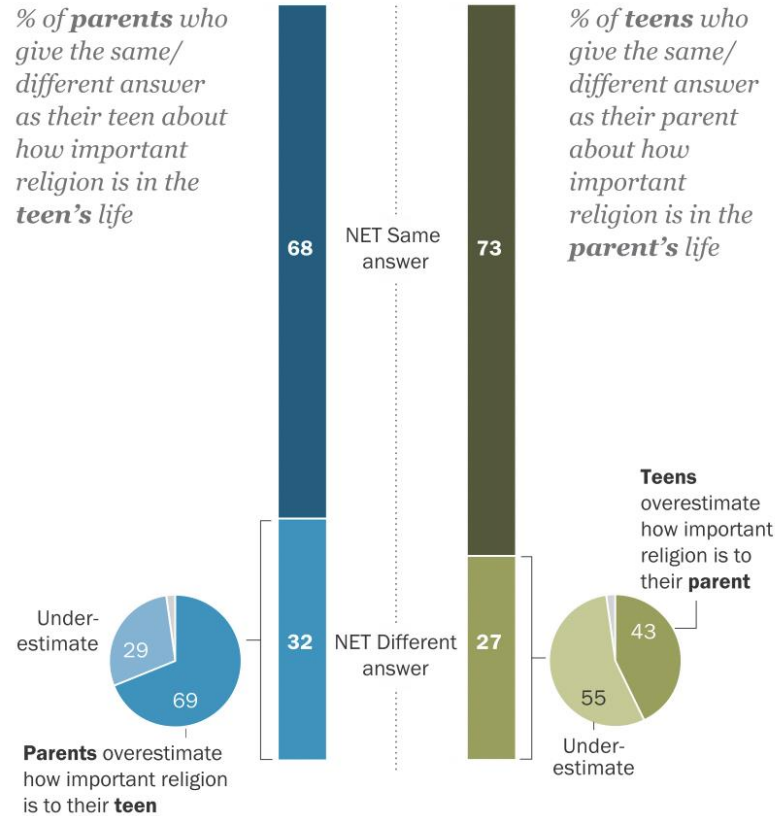
Parents more likely than teens to say religion is very important in their lives

% of U.S. teens/parents of teens who say religion is ____ in their lives



Source: Survey conducted March 29-April 14, 2019, among U.S. teens ages 13 to 17 and one parent of each teen. Teens and parents were instructed to complete the survey separately.

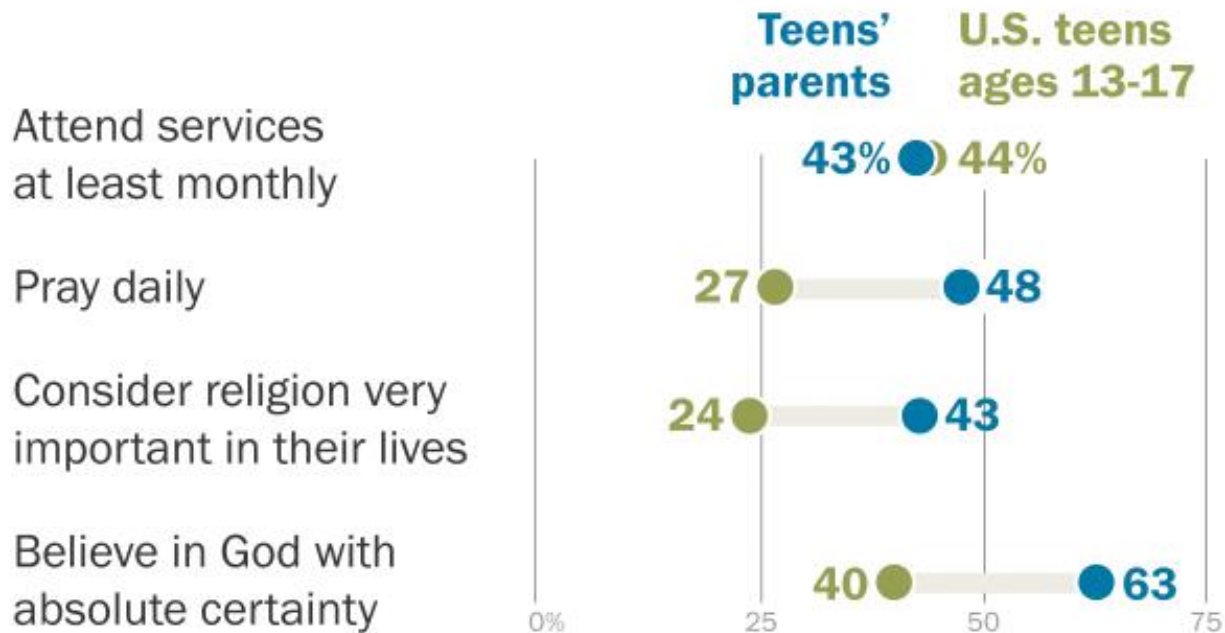
Parents and teens assess each other on importance of religion



Source: Survey conducted March 29-April 14, 2019, among U.S. teens ages 13 to 17 and one parent of each teen. Teens and parents were instructed to complete the survey separately.

Teens less religious than their parents by some measures, but not worship attendance

% who say they ...



Source: Survey conducted March 29-April 14, 2019, among U.S. teens ages 13 to 17 and one parent of each teen. Teens and parents were instructed to complete the survey separately.

Less-religious parents very likely to have teens who also are less religious

*% whose **teen** says they attend religious services ...*

		Monthly or more	A few times a year or less
<i>Among parents who say they attend religious services ...</i>	Monthly or more	88%	12%
	A few times a year or less	10	89

*% whose **teen** says they pray ...*

		Daily	Weekly	A few times a month	Seldom/never
<i>Among parents who say they pray ...</i>	Daily	45%	26%	13%	16%
	Seldom/never	6	5	6	82

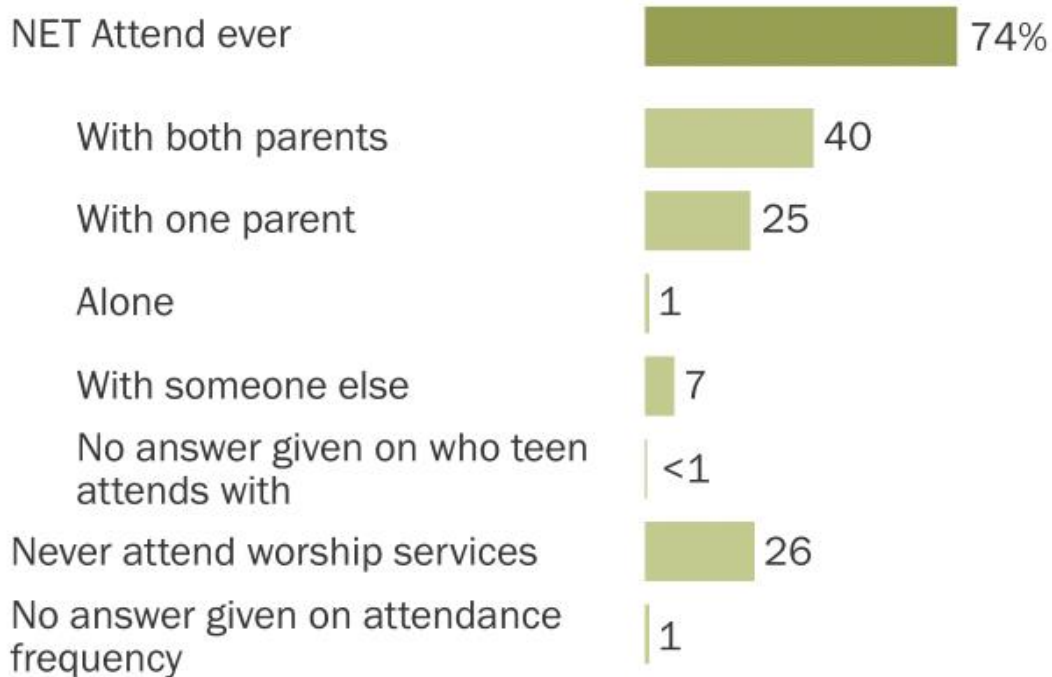
*% whose **teen** says religion is ___ in their life*

		Very important	Somewhat important	Not too/not at all important
<i>Among parents who say religion is ___ in their life</i>	Very important	45%	41%	13%
	Not too/not at all important	4	15	80

Source: Survey conducted March 29-April 14, 2019, among U.S. teens ages 13 to 17 and one parent of each teen. Teens and parents were instructed to complete the survey separately.

Most teens attend religious services with at least one parent

% of U.S. teens who say they attend religious services ...

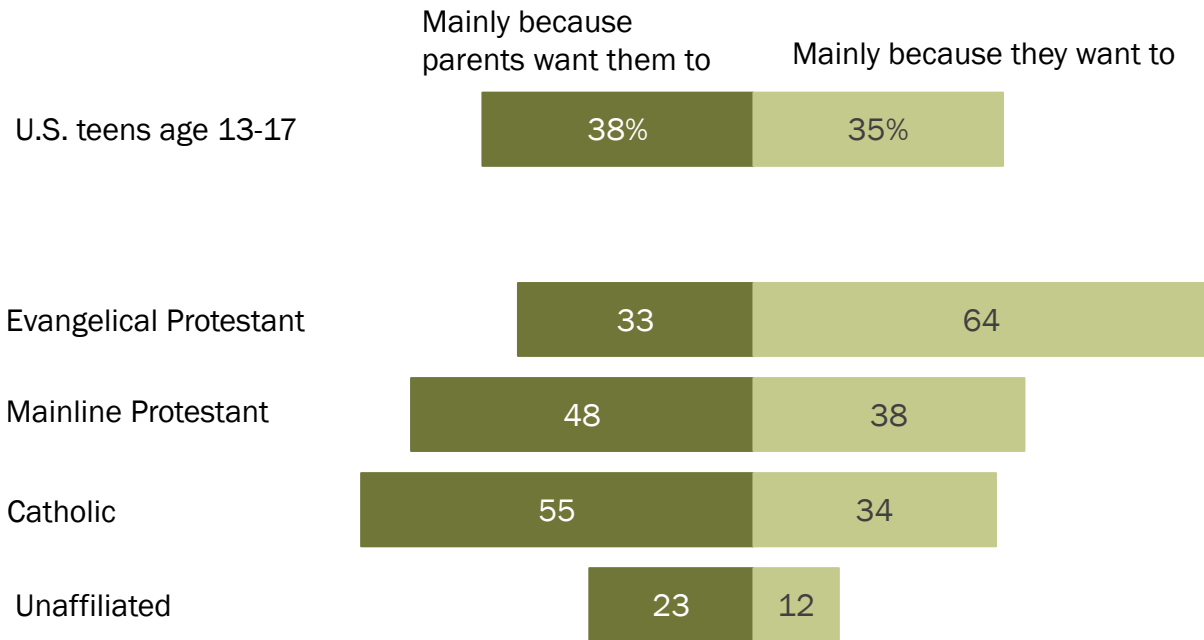


Note: Figures may not add to 100% or to subtotals indicated due to rounding.

Source: Survey conducted March 29-April 14, 2019, among U.S. teens ages 13 to 17 and one parent of each teen. Teens and parents were instructed to complete the survey separately.

Teens evenly split on why they attend religious services

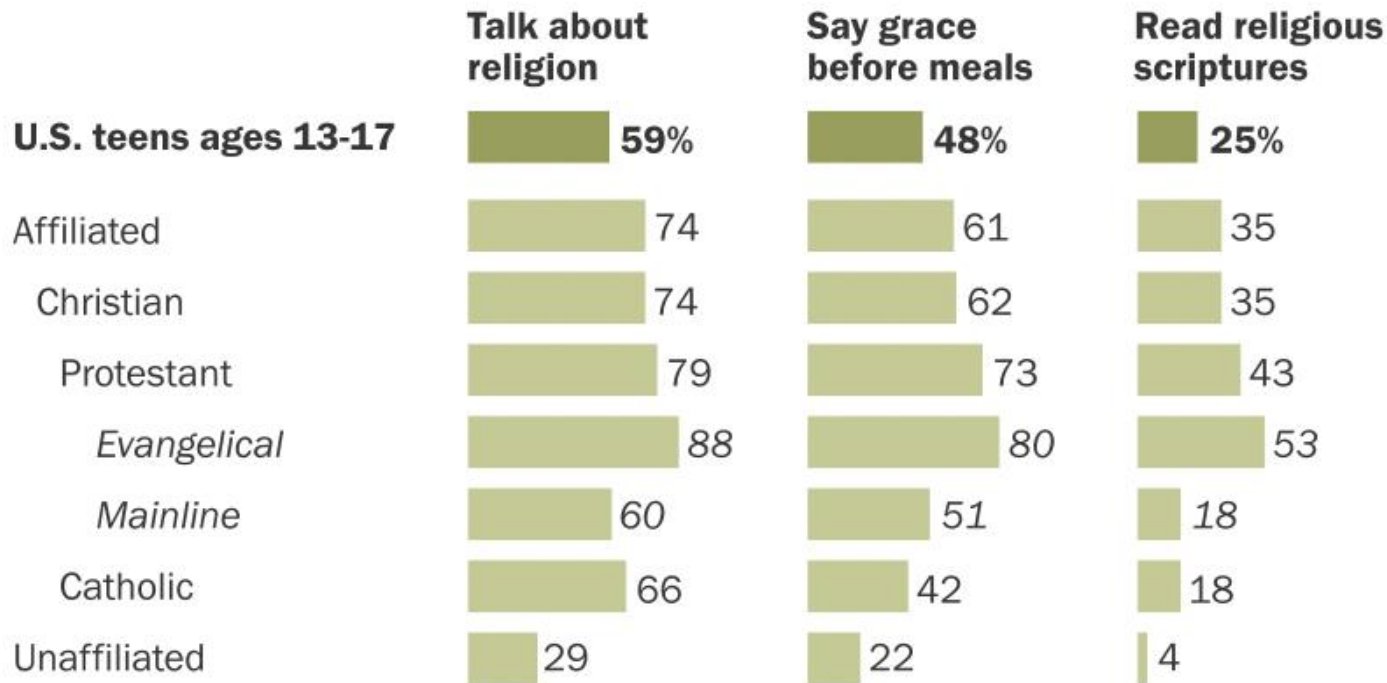
% of U.S. teens who say they attend religious services ...



Source: Survey conducted March 29-April 14, 2019, among U.S. teens ages 13 to 17 and one parent of each teen. Teens and parents were instructed to complete the survey separately.

About half of U.S. teens at least sometimes say grace before meals with their family

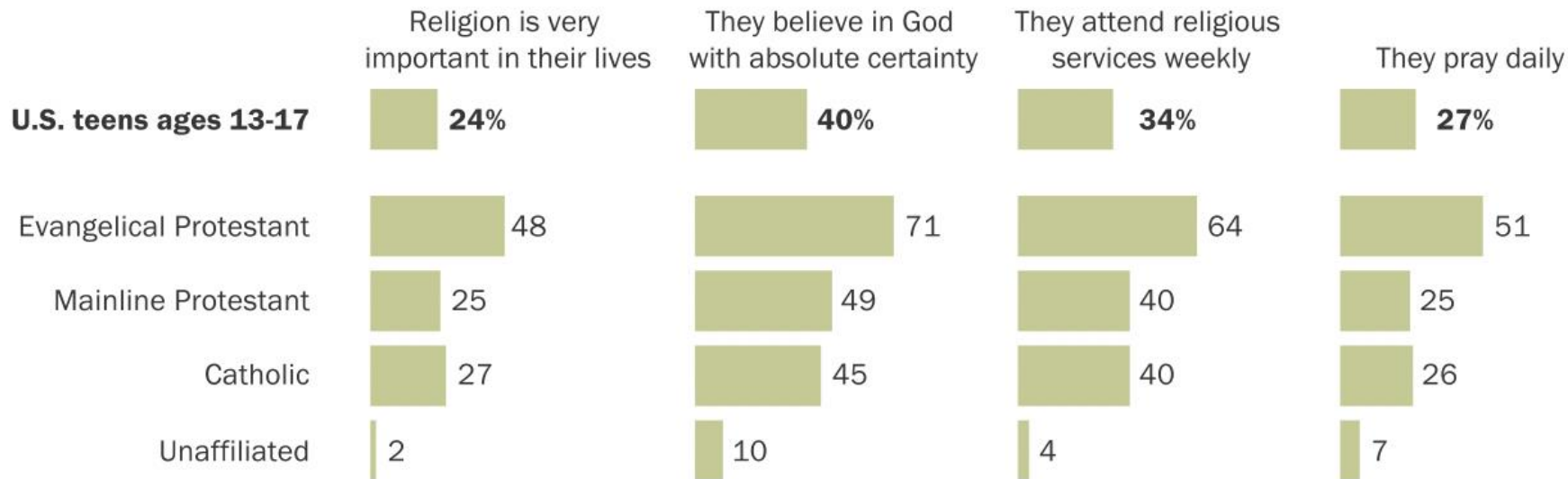
% of U.S. teens who often or sometimes ____ with their family



Source: Survey conducted March 29-April 14, 2019, among U.S. teens ages 13 to 17 and one parent of each teen. Teens and parents were instructed to complete the survey separately.

Evangelical teens stand out on religious beliefs and practices

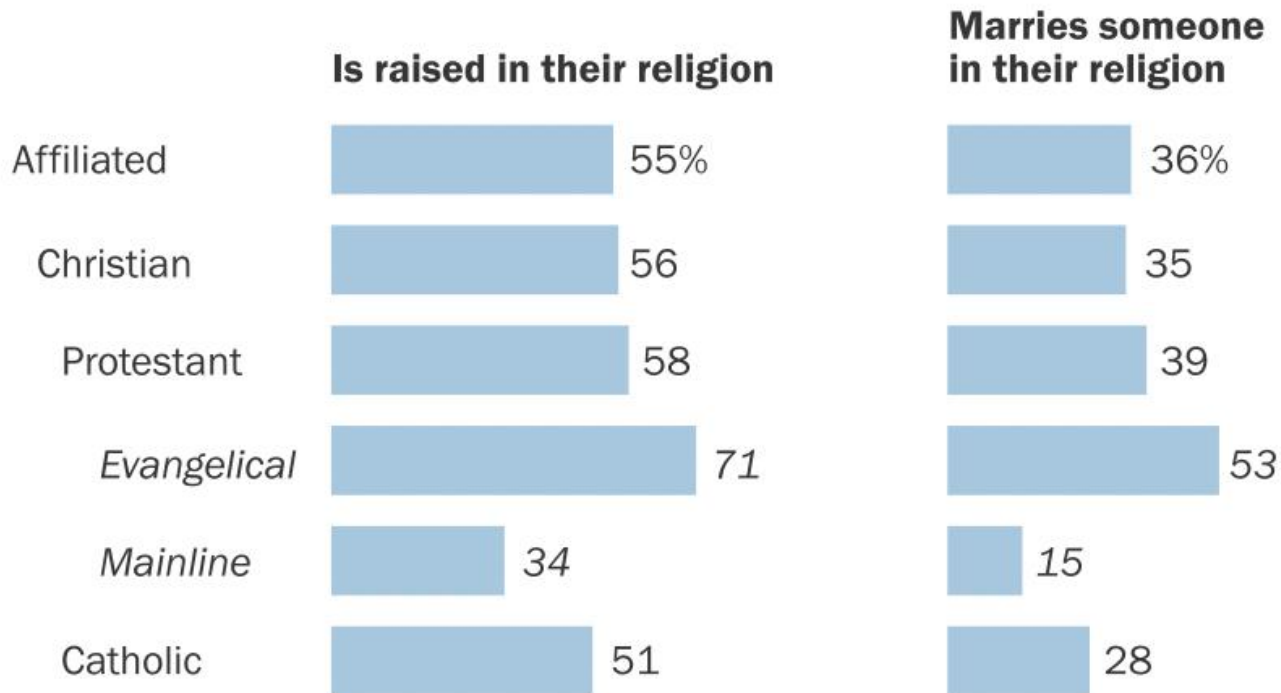
% of U.S. teens who say ...



Source: Survey conducted March 29-April 14, 2019, among U.S. teens ages 13 to 17 and one parent of each teen. Teens and parents were instructed to complete the survey separately.

Evangelical parents more likely than others to say it is very important to raise their child in their religion

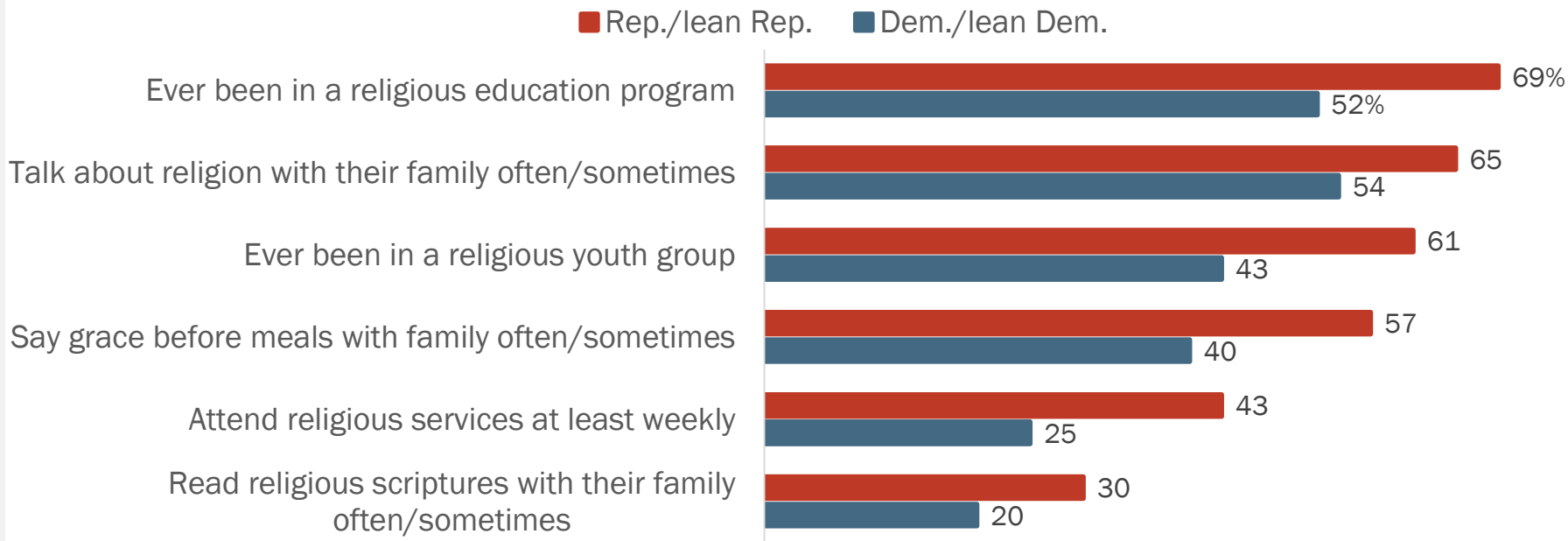
% of religiously affiliated parents of teens who say it is very important that teen ...



Source: Survey conducted March 29-April 14, 2019, among U.S. teens ages 13 to 17 and one parent of each teen. Teens and parents were instructed to complete the survey separately.

Teens with Republican parents are more religiously engaged by some measures

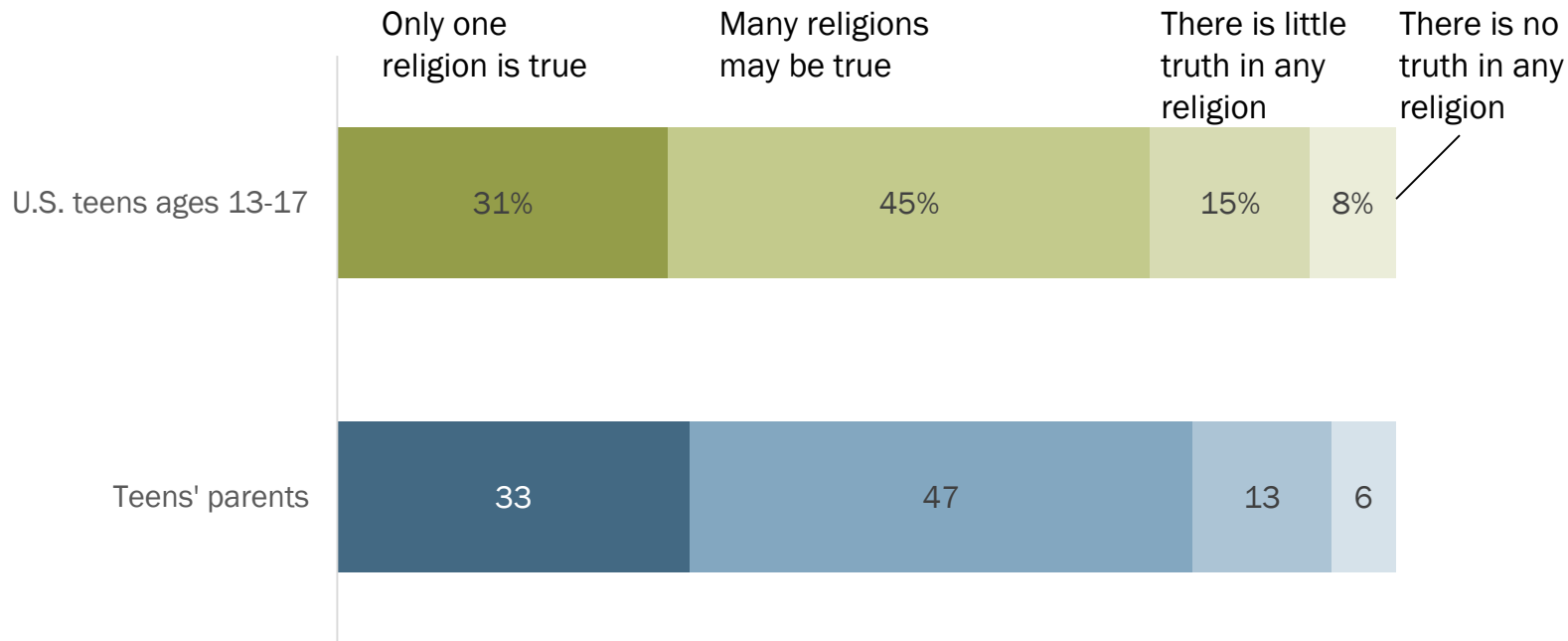
*Among U.S. teens ages 13-17 whose parents identify with or lean toward each major political party,
% who say they ...*



Source: Survey conducted March 29-April 14, 2019, among U.S. teens ages 13 to 17 and one parent of each teen. Teens and parents were instructed to complete the survey separately.

Plurality of teens, parents say there may be truth in many religions

% of U.S. teens and their parents who say ...

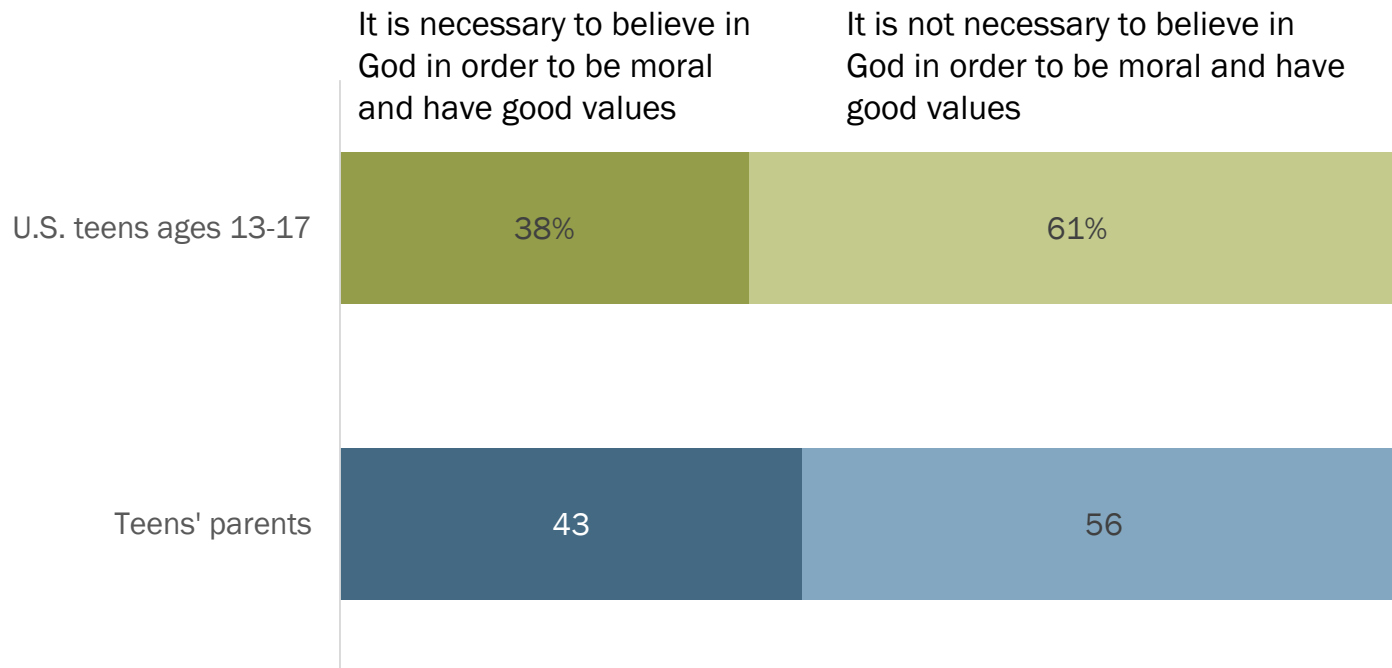


Note: Those who did not answer are not shown.

Source: Survey conducted March 29-April 14, 2019, among U.S. teens ages 13 to 17 and one parent of each teen. Teens and parents were instructed to complete the survey separately.

Most teens say it is not necessary to believe in God to be moral

% of U.S. teens and their parents who say ...

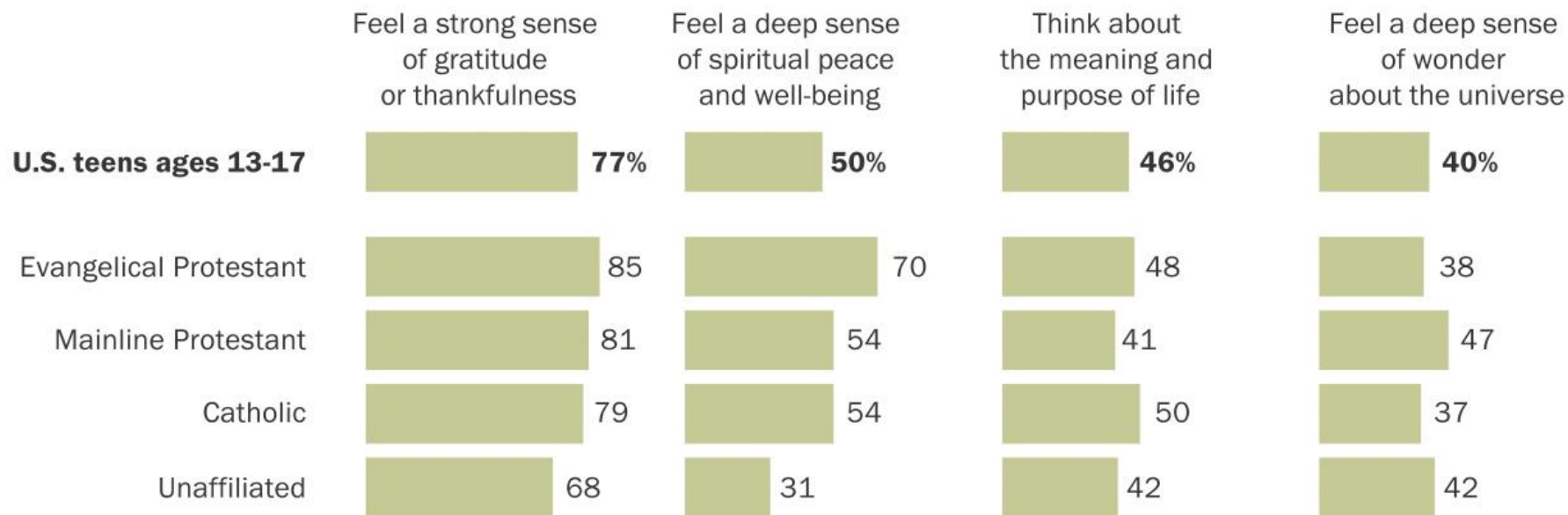


Note: Those who did not answer are not shown.

Source: Survey conducted March 29-April 14, 2019, among U.S. teens ages 13 to 17 and one parent of each teen. Teens and parents were instructed to complete the survey separately.

Most teens feel a strong sense of gratitude at least once or twice a month

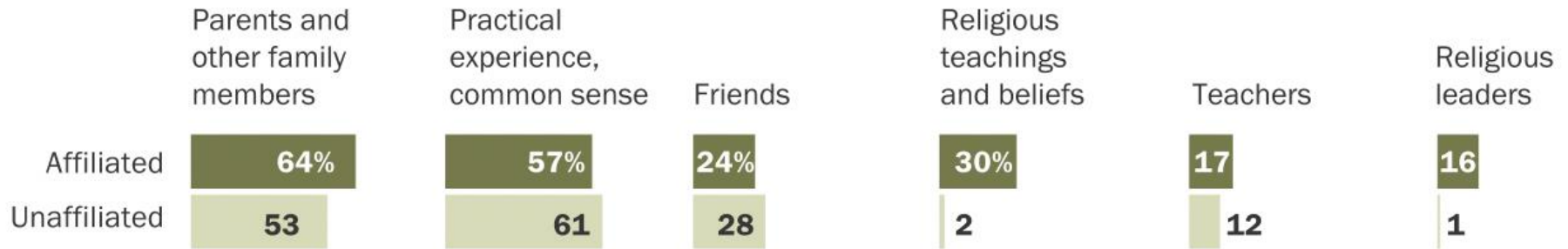
% of U.S. teens who say they ____ at least once or twice a month



Source: Survey conducted March 29-April 14, 2019, among U.S. teens ages 13 to 17 and one parent of each teen. Teens and parents were instructed to complete the survey separately.

Affiliated teens more likely than religious ‘nones’ to turn to family, religious leaders for moral guidance

% of U.S. teens who look to the following “a lot” to help make decisions about what is right and wrong



Source: Survey conducted March 29-April 14, 2019, among U.S. teens ages 13 to 17 and one parent of each teen. Teens and parents were instructed to complete the survey separately.

Contact Information

Elizabeth Podrebarac Sciupac

Senior Researcher

esciupac@pewresearch.org

